

User and Reference Manual



ALTOVA®
European Banking Authority
(EBA) XBRL add-in for Excel



Copyright ©2017 Altova GmbH. All rights reserved. Use of this software is governed by an Altova license agreement. XMLSpy, MapForce, StyleVision, SchemaAgent, UModel, DatabaseSpy, DiffDog, Authentic, MissionKit, FlowForce, RaptorXML, MobileTogether, and Altova as well as their respective logos are either registered trademarks or trademarks of Altova GmbH. Protected by U.S. Patents 7,739,292, 7,200,816, and other pending patents. This software contains third party software or material that is protected by copyright and subject to other terms and conditions as detailed on the Altova website at http://www.altova.com/legal_3rdparty.html.

Altova® EBA add-in for Excel User & Reference Manual

All rights reserved. No parts of this work may be reproduced in any form or by any means - graphic, electronic, or mechanical, including photocopying, recording, taping, or information storage and retrieval systems - without the written permission of the publisher.

Products that are referred to in this document may be either trademarks and/or registered trademarks of the respective owners. The publisher and the author make no claim to these trademarks.

While every precaution has been taken in the preparation of this document, the publisher and the author assume no responsibility for errors or omissions, or for damages resulting from the use of information contained in this document or from the use of programs and source code that may accompany it. In no event shall the publisher and the author be liable for any loss of profit or any other commercial damage caused or alleged to have been caused directly or indirectly by this document.

Published: 2017

© 2017 Altova GmbH

Table of Contents

1	Altova® European Banking Authority (EBA) XBRL add-in for Excel	1
2	Installation and Licensing	3
3	Creating a New Report	4
4	Entering Data	8
5	Entering Data into Three-Dimensional Tables (Z-Axis)	10
6	Controlling Numeric Accuracy	12
7	Validating Data	14
8	Exporting Data to XBRL	16
9	Importing Data from XBRL	18
10	Command Reference	20
11	License Information	21
11.1	Intellectual Property Rights	22
11.2	Altova XBRL Add-ins for Excel	23

Index

1 Altova® European Banking Authority (EBA) XBRL add-in for Excel

The **Altova® European Banking Authority (EBA) XBRL add-in for Excel** is targeted towards institutions that submit data to European Banking Authority (EBA) in XBRL (eXtensible Business Reporting Language) format, as part of supervisory reporting. Namely, it can be used by institutions that prepare data for submission directly to the European Banking Authority (the so-called "second level reporting").



The **Altova® European Banking Authority (EBA) XBRL add-in for Excel** enables preparers of EBA supervisory reports to do the following:

- Enter XBRL data in Microsoft Excel, using a predefined template spreadsheet which maps to the EBA XBRL taxonomy.
- Validate the report data directly from Excel, to ensure it conforms to the EBA XBRL taxonomy.
- Export report data from Excel to XBRL format.
- Import data from existing XBRL reports into Excel.

The currently supported XBRL taxonomy is EBA Taxonomy version 2.6.

This documentation should be read in conjunction with the supporting documents included with the EBA XBRL Taxonomy, such as:

- "Description of DPM formal model"
- "EBA Architecture for XBRL representation of DPM"
- "EBA Filing Rules v4.1"

System requirements

- Windows 10, Windows 8, Windows 7, Windows Vista, Windows Server 2008/2012/2016
- Microsoft Excel 2010, 2013, 2016
- .NET Framework 4.0 or later

The add-in is available for both Microsoft Excel 32-bit and 64-bit.

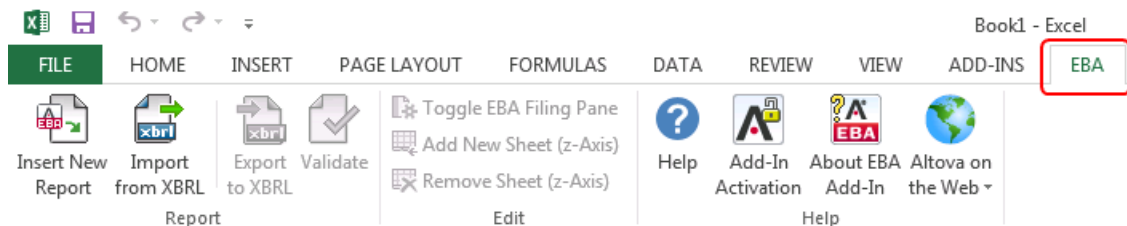
Last updated: 10 May 2017

2 Installation and Licensing

To install the Altova® European Banking Authority (EBA) XBRL add-in for Excel, download the executable from the Altova website (<http://www.altova.com>) and run it. Follow the wizard steps to complete the installation. You will need to accept the license agreement and privacy policy in order to proceed with the installation.

Make sure to download the executable corresponding to your operating system's platform (32-bit or 64-bit). The 32-bit executable can be installed on both 32-bit and 64-bit Windows; however, it supports only Excel 32-bit.

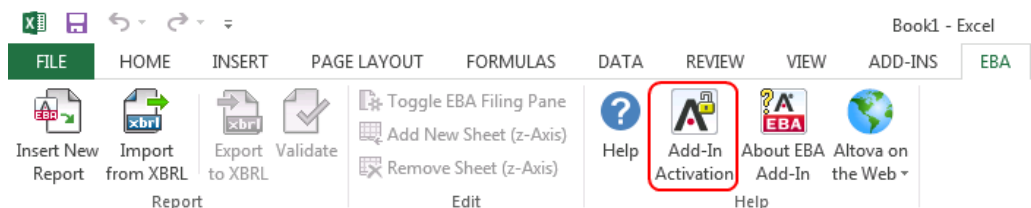
After installation, a new tab called **EBA** becomes available in the Excel ribbon.



Licensing

To use Altova® European Banking Authority (EBA) XBRL add-in for Excel, a valid license key code is required. To enter the license key code, or to purchase a new one, or to request a free evaluation from the Altova website, take the following steps:

1. In the Excel ribbon, click the **EBA** tab.
2. Click **Add-In Activation**.



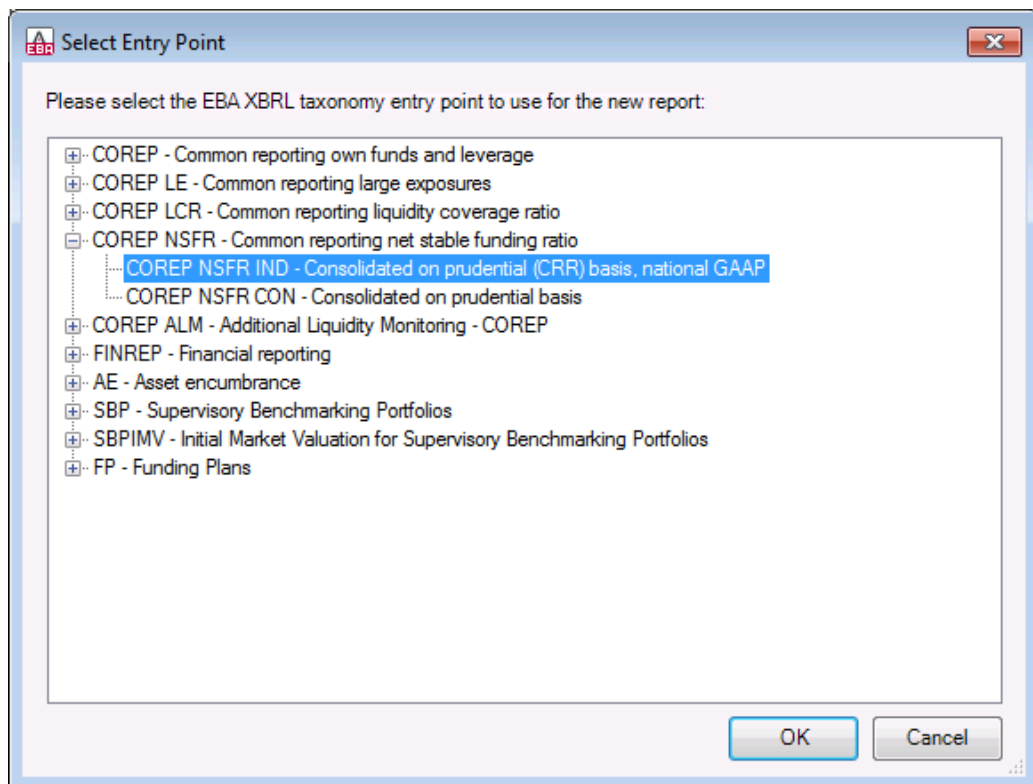
How to view the current version of the add-in

1. In the Excel ribbon, click the **EBA** tab.
2. Click **About EBA Add-In**.

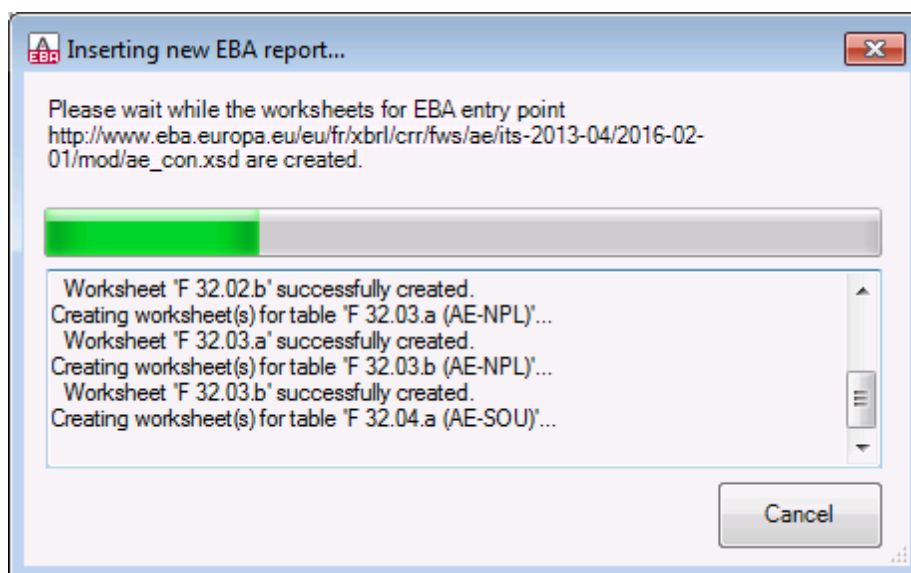
3 Creating a New Report

To create a new report for second-level submission to EBA, follow the steps below:

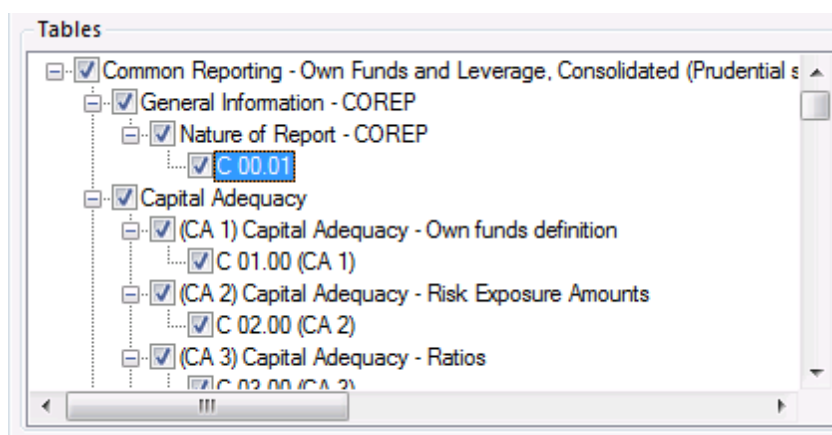
1. In the Excel ribbon, click the **EBA** tab.
2. Click **Insert New Report**.
3. When prompted, select the entry point corresponding to the report that you wish to create. For more information, refer to the supporting documents of the EBA taxonomy (specifically, see the "EBA Architecture for XBRL representation of DPM").



4. Be patient while the report tables are loaded into Excel (one Excel worksheet is created for each table). This may take several minutes if the report specified by the entry point contains many tables. While the report is being loaded, a dialog box informs you of the progress, for example:



Once the report tables have finished loading, notice the **Tables** section in the **EBA Filing Pane** to the right.



Tables section

Each table with a selected check box next to it appears on a new sheet in the Excel book. To go to a specific sheet, either navigate to it using the standard Excel way, or click the corresponding table in the **EBA Filing Pane**. To hide the sheet of a particular table, click to clear the check box next to it.

Each report table displayed in the **EBA Filing Pane** is XBRL-bound, meaning that you can enter data directly in the table cells so that it is saved to the XBRL instance file when the report is ready. While the report data is work in progress, you can save the Excel workbook containing XBRL-bound sheets and reopen it at any time later, just like a standard Excel workbook.

When clicked, each XBRL-bound cell displays information in the Cell Documentation box of the **EBA Filing Pane** pane. This description originates in the underlying XBRL taxonomy.

Cell Documentation	
Explicit Dimensions	
Location of the activities	Boolean Tool residual category - Total/N
Base	Liabilities
Reference date or period	End accounting year T
Scope of consolidation	Funding plan
Contingent scenario/Assumpti	Acquisitions. Run-Offs. Disposals
Residence of counterparty	Not applicable/All geographical areas
Main category	Deposits other than repurchase agreem
Counterparty sector	Households
Accounting portfolio	Accounting portfolios for financial liabil
Size of the counterparty	Not applicable/ All counterparties
General	
Concept Name	mi53
Concept Label	Carrying amount
Type	monetaryItemType

Cell documentation

Several XBRL report properties are available in the **EBA Filing Pane** pane to the right. These properties directly affect the content of the XBRL instance file that will be created when you export the XBRL instance. To view what each property does, click it and observe the description displayed in the lower area of the pane, for example:

EBA Filing Pane ▼ ✕

EBA Filing Properties

Document Information

Entry Point	http://www.eba.europa.eu/eu/fr/xbrl/crr/f
Reference Date	9/14/2016
Accuracy of Monetary Items	Units
Accuracy of Percentage Items	Mills
Accuracy of other numeric Items	Exact
Reporting Currency	EUR

Reporting Entity

Scheme	http://standards.iso.org/iso/17442
Identifier	

Accuracy of Monetary Items

Specifies the accuracy of the monetary numbers reported in the EBA filing. Choose one of the predefined entries or specify the position relative to the decimal point to which the number is still accurate. For example, -3 means the number is accurate up to 3 places to the left of the decimal point (accurate up to thousands).

Report properties

Any sheets that contain tables are bound to the XBRL taxonomy, so they must not be deleted. It

is also not recommended to rename such sheets. If necessary, you can add new sheets to the workbook; however, such sheets would not be bound to the XBRL taxonomy and consequently be ignored when you generate the XBRL instance file.

4 Entering Data

Use the standard Excel commands to enter or paste values into the cells of any XBRL-bound sheet. When pasting data, however, be aware of the following tips and best practices:

- As a general rule, gray cells must not be edited. Only cells that are included in the XBRL-bound area (delimited by the table boundaries) are to be edited.
- For guidance with respect to the purpose of the cell, and data expected to be entered, consult the Cell Documentation displayed in the **EBA Filing Pane**.
- If you paste data from multiple columns, the number of pasted columns should correspond to the number of columns in the predefined sheet. If you accidentally paste a larger number of columns, or if you type text outside the default table, unwanted columns may appear outside the XBRL-bound area. To delete unwanted columns, right-click the cell and select **Delete > Table Columns**. To prevent Excel from adding new columns and rows automatically, go to **File > Options > Proofing > AutoCorrect Options > AutoFormat As You Type > Apply as you work**, and click to clear the **Include new rows and columns in table** check box.
- When pasting data, it is recommended to keep only the values (and not the formatting). Namely, select the **Paste Values** option when pasting cells or rows.
- While generating the XBRL instance file, the add-in ignores any cell formatting information and exports the *actual* value of the Excel cell. However, bear in mind that, as part of Excel functionality, the *actual* value may be different from the value displayed in the cell, because of the cell formatting information. You can view at any time the actual value (the one that will be written to the XBRL instance) in the formula bar of Excel. Consider this example:

	A	B	C	D
1	C 03.00 (CA 3) Capital Adequacy - Ratios			
2				
3				Columns
4				Amount
5				010
6	CET1 Capital ratio		010	34.7%

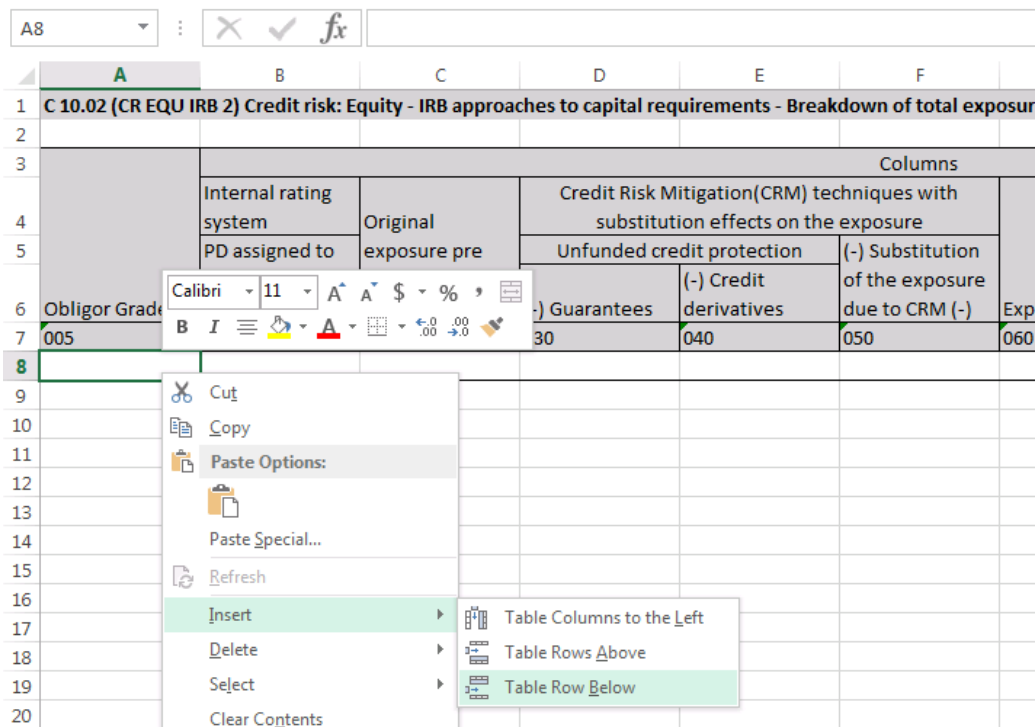
In the example above, the value that will be written to the XBRL instance is 34.678. Note that the number accuracy reported in the XBRL instance file also depends on the value you selected for the "Accuracy" properties (see [Controlling Numeric Accuracy](#)).

Adding new rows

With some tables, you may need to create new rows (for example, the table "C 10.02" available through the entry point http://www.eba.europa.eu/eu/fr/xbrl/crr/fws/corep/its-2016-repxx/2016-02-01/mod/corep_con.xsd). In this case, you can also add new rows to the body of the report table, or delete existing rows, in the standard Excel way. For example, to add a new

row to the table C 10.02 of the entry point mentioned above, do the following:

- Right-click a cell in the empty row (A8 in this example), and select **Insert | Table Row Below** from the context menu.



Note: Any newly added rows must be within the XBRL-bound area of the table (clearly delimited by black lines).

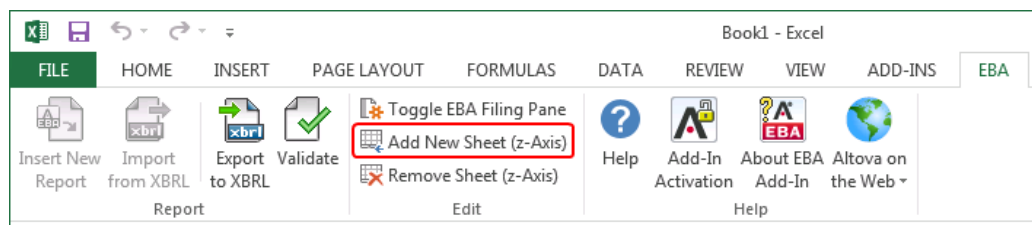
5 Entering Data into Three-Dimensional Tables (Z-Axis)

Most of the report tables have only two dimensions: the x-Axis (columns) and the y-Axis (rows). However, there are some tables where you may need to enter data into a third dimension (the z-Axis). An example of such a table is the "C 09.01.a" table available through the entry point http://www.eba.europa.eu/eu/fr/xbrl/crr/fws/corep/its-2016-repxx/2016-02-01/mod/corep_con.xsd. This table may need an additional sheet for each country selected from the cell E3. As shown below, the cell where you can select the country code (E3) has a small red triangle in the upper-right corner, indicating that it acts as a drop-down list (in this case, a list of countries).

	A	B	C	D	E	F	G	H
1	C 09.01.a (CR GB 1) Geographical breakdown of exposures by residence of the obligor (SA exposures)							
2								
3			Sheet per Country					
4								
5					Columns			
6					ORIGINAL EXPOSURE PRE CONVERSION FACTORS	General credit risk adjustments	Specific credit risk adjustments	Of which: write-offs
7					010	050	055	060
8			Central governments or		010			
9			Regional governments or		020			

In cases such as the one above, you can add a new sheets along the z-Axis (third dimension) of the table, as follows:

1. In the Excel ribbon, click the **EBA** tab.
2. Click the **Add New Sheet (z-Axis)** button.



This creates a new sheet as a copy of the existing one (**C 09.01.a(1)**, in this example), which will be included in the exported XBRL instance.

Note: The **Add New Sheet (z-Axis)** button is only enabled for those tables that allow data to be entered on a third dimension (z-Axis).

To remove a sheet which was previously added along the z-Axis, first select open the sheet, and

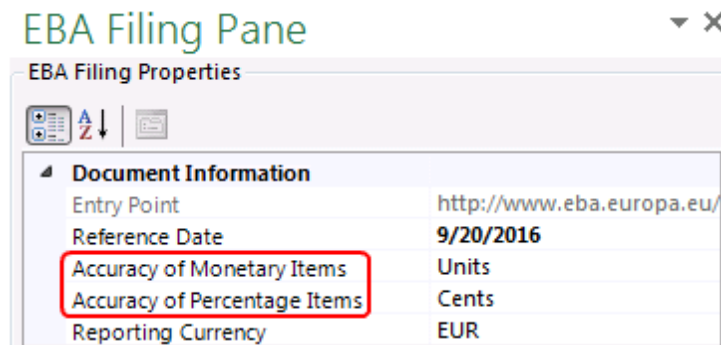
then click the **Remove Sheet (z-Axis)** in the EBA tab.

6 Controlling Numeric Accuracy

The accuracy of monetary and other numeric values in the XBRL EBA report can be controlled by setting the following report properties:

1. Accuracy of monetary items
2. Accuracy of percentage items

These properties are available in the **EBA Filing Pane**, in the **EBA Filing Properties** group.



Most of report items are numeric monetary items, so the property **Accuracy of Monetary Items** applies to most numeric cells in the report. For example, if you select entry point http://www.eba.europa.eu/eu/fr/xbrl/crr/fws/fp/gl-2014-04/2016-02-01/mod/fp_ind.xsd, Table P 01.03, this property affects all cells in rows 7 and 9.

The property **Accuracy of Percentage Items** applies to values that represent a percentage. For example, if you select entry point http://www.eba.europa.eu/eu/fr/xbrl/crr/fws/fp/gl-2014-04/2016-02-01/mod/fp_ind.xsd, Table P 01.03, this property affects all cells in rows 6 and 8.

In the XBRL instance file, the "Accuracy" properties are bound to the **decimals** attribute. By default, they are set as follows:

- The **Accuracy of monetary items** is set to **Units**, which sets the value of the **decimals** attribute in the XBRL instance to "0".
- The **Accuracy of percentage items** is set to **Cents**, which sets the value of the **decimals** attribute in the XBRL instance to "2".

To find out how each "Accuracy" property value affects the **decimals** attribute in the XBRL instance file, see the table below.

Accuracy value	Meaning	Sets the value of the "decimals" attribute in the XBRL instance to...
Exact	This is the default value. When this value is selected, the accuracy will be maintained exactly as you	INF

Accuracy value	Meaning	Sets the value of the "decimals" attribute in the XBRL instance to...
	entered it.	
Billions	Maintains accuracy up to 9 digits to the left of the decimal point (billions).	-9
Millions	Maintains accuracy up to 6 digits to the left of the decimal point (millions).	-6
Thousands	Maintains accuracy up to 3 digits to the left of the decimal point (thousands).	-3
Units	Maintains accuracy up to integers.	0
Cents	Maintains accuracy up to 2 digits to the right of the decimal point.	2
Mills	Maintains accuracy up to 3 digits to the right of the decimal point.	3

Note: Do not set the accuracy values "Units", "Billions", "Millions", and "Thousands" for the **Accuracy of Percentage Items** property. Instead, use the "Exact", "Cents" or "Mills" accuracy values, or a custom value that would not result in an incorrectly rounded value in the XBRL instance. For example, a percent value of "23%" in the Excel report, using an accuracy of **Cents**, would be reported as "0.23" in the XBRL instance and rounded to 2 decimals to the right of the decimal point (which is acceptable). Using an accuracy of **Units** is not acceptable, since it would round 0.23 to 0.

As shown in the table, the accuracy value can be either positive or negative.

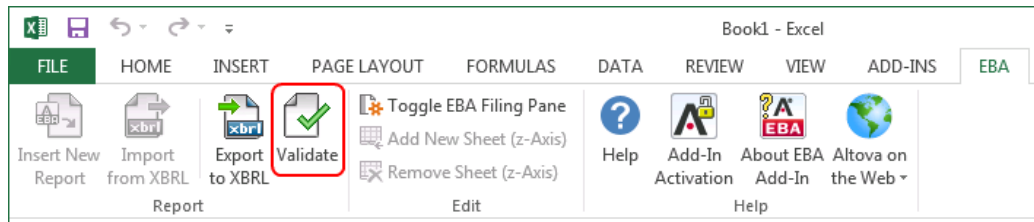
A positive value N specifies the accuracy of up to N digits to the right of the decimal place. For example, the value 2 specifies the accuracy to be in cents, while the value 3 specifies the accuracy to be up to mills.

A negative value N specifies the accuracy of up to N digits to the left of the decimal place. For example, the value -3 specifies the accuracy to be up to thousands, while the value -6 specifies the accuracy to be up to millions.

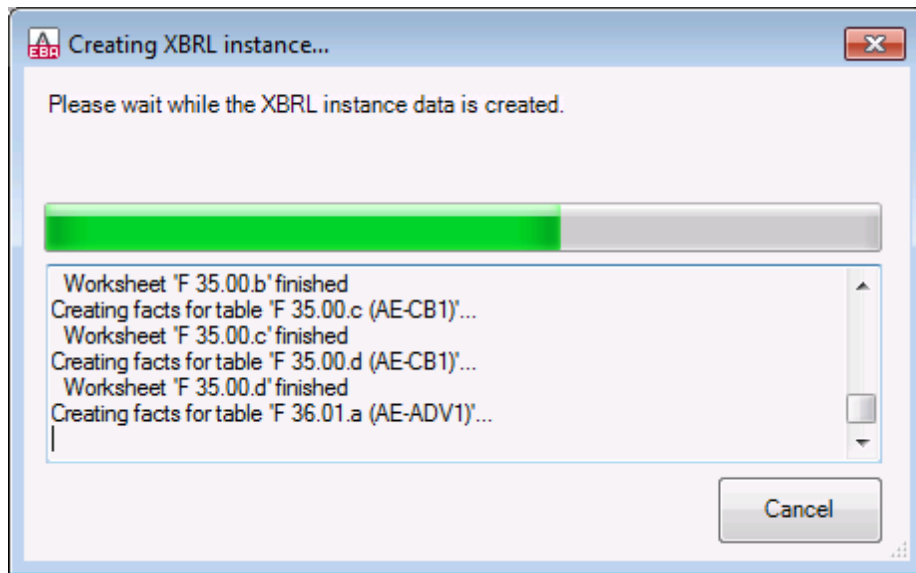
7 Validating Data

Validation ensures that the XBRL data you are filing conforms to the XBRL specification. The report data should be validated before you export it to XBRL. You might also want to validate data progressively, after each action that could potentially render it invalid (for example, after pasting new rows into the spreadsheet).

To validate data, click the **Validate** button in the **EBA** tab of the Excel ribbon.






Be patient while **Altova® European Banking Authority (EBA) XBRL add-in for Excel** performs the validation process. To validate XBRL data, the add-in creates an in-memory XBRL instance and displays a dialog box which informs you about the progress.






Note that the in-memory XBRL instance is not saved to the disk. When validation of the in-memory instance completes, a dialog box appears, containing a validation report.

The validation result can be any of the following:

Message type	Meaning
	The instance data is valid.
	The instance data is valid, but has inconsistencies or warnings.

Message type	Meaning
	The instance data is not valid.

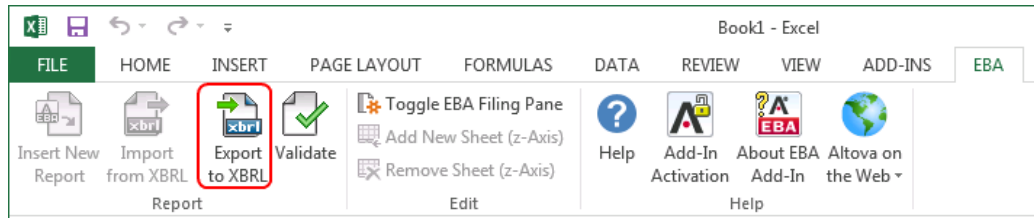
The Validation Report dialog box may additionally display any of the following message types: information messages, warnings, and errors.

Message type	Meaning
	Denotes an information message. Information messages do not make the XBRL instance invalid.
	Denotes a warning message, or an inconsistency. Warnings and inconsistencies do not make the XBRL instance invalid.
	Denotes an error. If there are validation errors, the XBRL instance is not valid, and you will need to edit the report data so as to resolve each error before proceeding with the export to XBRL. Note: During validation, the add-in checks XBRL formula assertions and reports them as errors. If you are using the Altova RaptorXML+XBRL Server for validation (http://www.altova.com/raptorxml.html), XBRL formula assertions may be optionally configured not to be reported as errors.

To copy the contents of the validation report to clipboard, click **Copy**, and then paste into a target file (for example, an email).

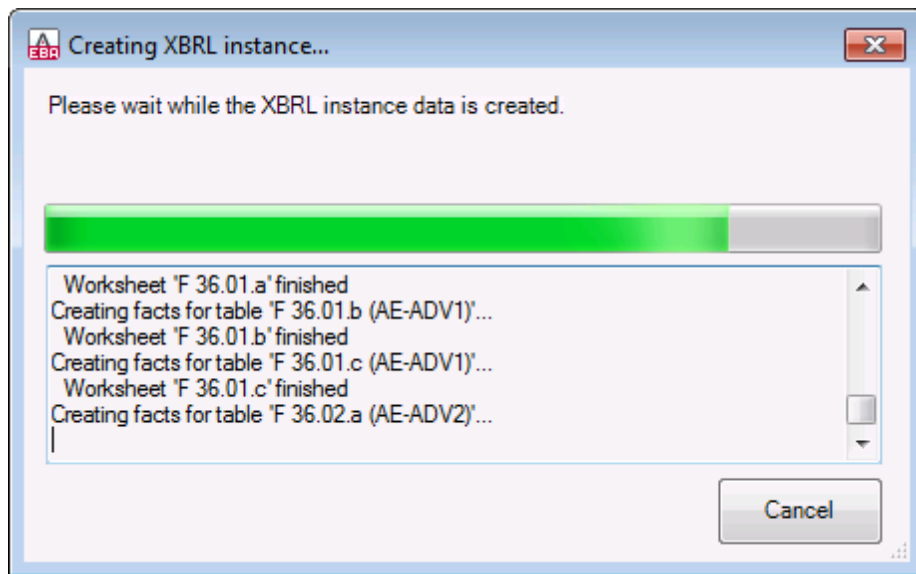
8 Exporting Data to XBRL

Once your report is ready and valid (see [Validating Data](#)), you can generate the XBRL instance file. To do this, click the **EBA** tab, and then click **Export to XBRL**.

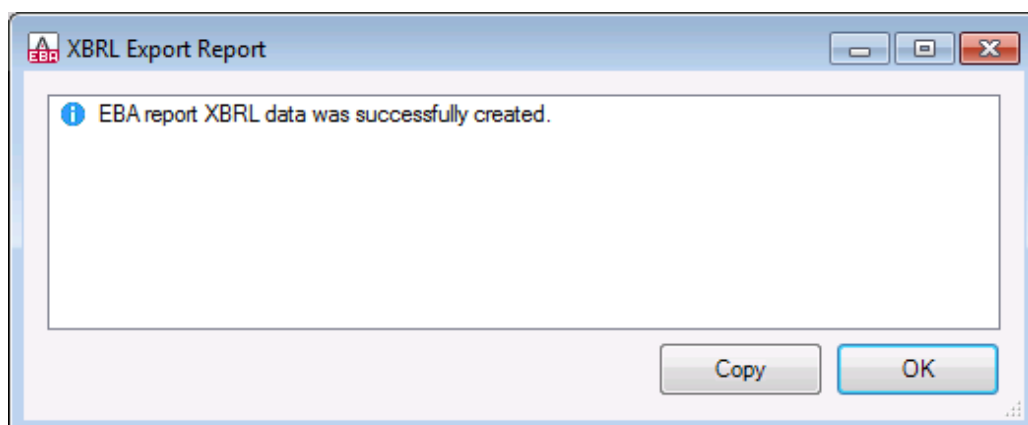


By default, instance files are saved as files with .xbrl extension. If you need the exported file to have another extension (for example, .xml), type the file extension in the Export dialog box.

While the XBRL instance is being created, a dialog box informs you about the progress:



During the export operation, data is automatically validated. Any errors, inconsistencies and warnings are reported on the screen after the export finishes.



The XBRL instance file is created even if data is not valid; however, such report instances are not valid for XBRL submission (see also [Validating Data](#)).

In case of invalid reports, the cell values that are XBRL incompatible are ignored and not written to the XBRL instance file. For tips on how to avoid data formatting errors, see [Entering Data](#). Note, however, that not all XBRL validation errors might be related to incorrect formatting. Some errors might occur because entered data does not meet the XBRL validation rules applicable to the report you are filing.

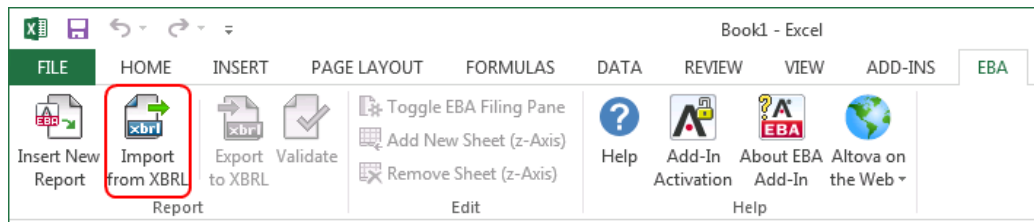
To copy the contents of the validation report to clipboard, click **Copy**, and then paste into a target file (for example, an email).

9 Importing Data from XBRL

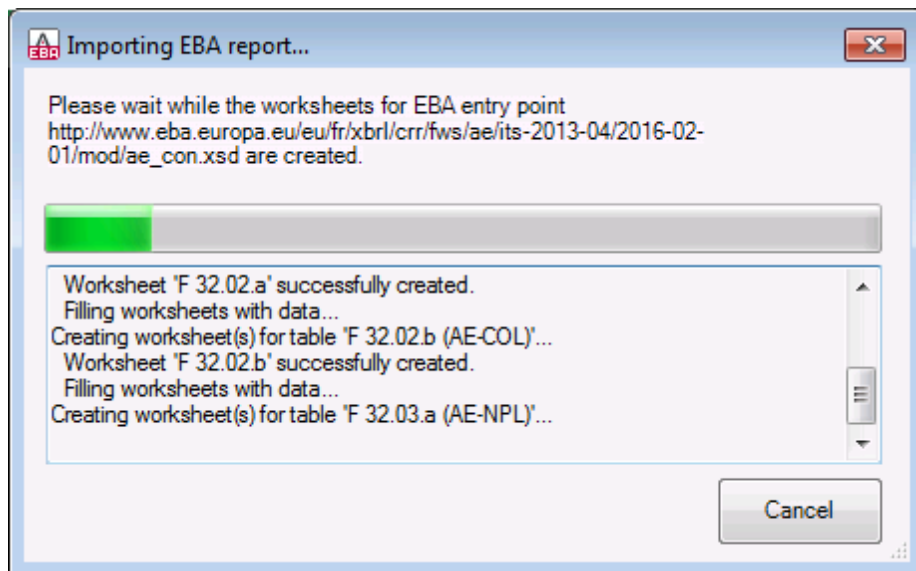
You can import data from existing instances of XBRL EBA reports into Excel (typically, files with either .xbrl or .xml extension). For the import to be successful, the imported instances must be valid XBRL EBA reports. They may be either reports you have previously generated using the Altova® European Banking Authority (EBA) XBRL add-in for Excel, or reports that you received from other parties.

To import an existing XBRL instance file into Excel:

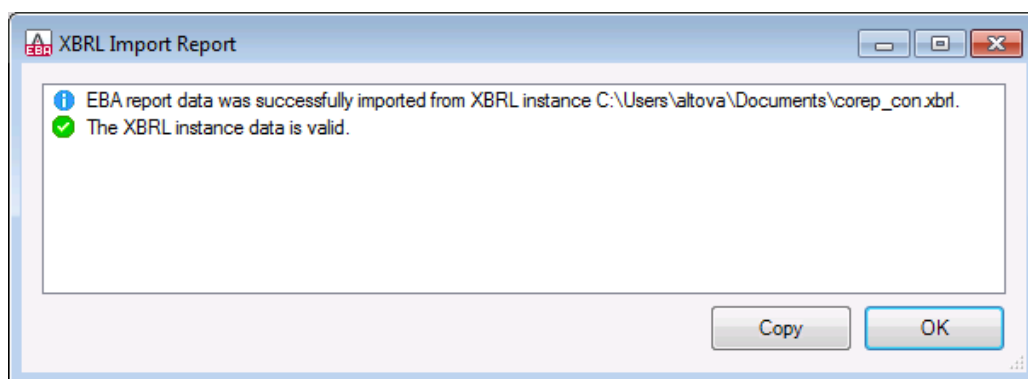
1. In the Excel ribbon, click the **EBA** tab.
2. Click **Import from XBRL**, and browse for the XBRL instance file.



During the import operation, a dialog box informs you about the progress:



While the report data is loaded into Excel, it is automatically validated. A dialog box notifies you about potential warnings, inconsistencies, or errors (see also [Validating Data](#)).



Note: During import, some advanced validation checks (in particular, XBRL formula assertions) are disabled, so as to enable you to import data successfully and correct it in Excel.

10 Command Reference

The add-in commands available the **EBA** tab of the Excel ribbon are listed below.

Insert New Report	Creates a new EBA filing report. This command is disabled if the report sheet has already been inserted into the workbook.
Import from XBRL	Imports an XBRL EBA instance file into the current Excel spreadsheet (see Importing Data from XBRL).
Export to XBRL	Exports data from all currently active sheets to an XBRL instance file (see Exporting Data to XBRL).
Validate	Performs a validation of the WIP data against the underlying XBRL EBA taxonomy and displays the validation results in a dialog box (see Validating Data).
Toggle EBA Filing Pane	Toggles the EBA Filing Pane on or off. By default, this pane is visible.
Add New Sheet (z-Axis)	Adds a new sheet which provides the ability to enter data in a third dimension. For more information, see Entering Data into Three-Dimensional Tables (Z-Axis) .
Remove Sheet (z-Axis)	Removes a previously added Z-axis sheet.
Help	Opens this help file, in CHM (Microsoft Compiled HTML Help) format.
Add-In Activation	Displays the activation status of the add-in, or provides options to enter or purchase a license key code.
About EBA Add-In	Displays version information about the add-in.
Altova on the Web	Provides links to the Altova website (including Online Support Center, components download page, training and tutorials).

11 License Information

This section contains:

- Information about the [intellectual property rights](#) related to this software product
- The [Software License Agreement](#) governing the use of this software product

Please read this information carefully. It is binding upon you since you agreed to these terms when you installed this software product.

11.1 Intellectual Property Rights

The Altova Software and any copies that you are authorized by Altova to make are the intellectual property of and are owned by Altova and its suppliers. The structure, organization and code of the Software are the valuable trade secrets and confidential information of Altova and its suppliers. The Software is protected by copyright, including without limitation by United States Copyright Law, international treaty provisions and applicable laws in the country in which it is being used. Altova retains the ownership of all patents, copyrights, trade secrets, trademarks and other intellectual property rights pertaining to the Software, and that Altova's ownership rights extend to any images, photographs, animations, videos, audio, music, text and "applets" incorporated into the Software and all accompanying printed materials. Notifications of claimed copyright infringement should be sent to Altova's copyright agent as further provided on the Altova Web Site.

Altova software contains certain Third Party Software that is also protected by intellectual property laws, including without limitation applicable copyright laws as described in detail at http://www.altova.com/legal_3rdparty.html.

All other names or trademarks are the property of their respective owners.

11.2 Altova XBRL Add-ins for Excel

The license agreement below applies to the following Altova XBRL Add-in software products:

Altova WIP XBRL Add-in Software
Altova EBA XBRL Add-in Software

THIS IS A LEGAL DOCUMENT – RETAIN FOR YOUR RECORDS

ALTOVA® XBRL ADD-IN SOFTWARE LICENSE AGREEMENT

Licensor:
Altova GmbH
Rudolfsplatz 13a/9
A-1010 Wien
Austria

Important - Read Carefully. Notice to User:

This Software License Agreement (“Agreement”) is a legal document between you and Altova GmbH (“Altova”). It is important that you read this document before using the Altova-provided software (“Software”) and any accompanying documentation, including, without limitation printed materials, ‘online’ files, or electronic documentation (“Documentation”). By clicking the “I accept” and “Next” buttons below, or by downloading, installing, or otherwise using the Software, you agree to be bound by the terms of this Agreement as well as the Altova Privacy Policy (“Privacy Policy”) including, without limitation, the warranty disclaimers, limitation of liability, data use and termination provisions below, whether or not you decide to purchase the Software. You agree that this Agreement is enforceable like any written agreement negotiated and signed by you. If you do not agree, you are not licensed to use the Software, and you must destroy any downloaded copies of the Software in your possession or control. You may print a copy of this Agreement as part of the installation process at the time of acceptance. Alternatively, a copy of this Agreement may be found at <http://www.altova.com/legal.html> and a copy of the Privacy Policy may be found at <http://www.altova.com/privacy>.

1. SOFTWARE LICENSE

A. License Grant. Upon your acceptance of this Agreement Altova grants you a non-exclusive, non-transferable (except as provided below), limited license, without the right to grant sublicenses, to install and use a copy of the Software on one compatible personal computer or workstation. The term of the license is delineated in your purchasing documents. The license may not be installed on more than one personal computer or workstation at any given time and may not be installed on more than two personal computers or workstations over a thirty-day period.

B. Backup and Archival Copies. You may make one (1) backup and one (1) archival copy of the Software, provided your backup and archival copies are not installed or used on any computer and further provided that all such copies shall bear the original and unmodified copyright, patent and other intellectual property markings that appear on or in the Software. You may not transfer the rights to a backup or archival copy unless you transfer all rights in the

Software as provided under Section 3.

C. Key Codes, Upgrades and Updates. Prior to your purchase and as part of the registration for the thirty (30) day evaluation period, as applicable, you will receive an evaluation key code. You will receive a purchase key code when you elect to purchase the Software from either Altova GmbH or an authorized reseller. The purchase key code will enable you to activate the Software beyond the initial evaluation period. You may not re-license, reproduce or distribute any key code except with the express written permission of Altova. If the Software that you have licensed is an upgrade or an update, then the latest update or upgrade that you download and install replaces all or part of the Software previously licensed. The update or upgrade and the associated license keys does not constitute the granting of a second license to the Software in that you may not use the upgrade or updated copy in addition to the copy of the Software that it is replacing and whose license has terminated.

D. Title. Title to the Software is not transferred to you. Ownership of all copies of the Software and of copies made by you is vested in Altova, subject to the rights of use granted to you in this Agreement.

E. Reverse Engineering. Except and to the limited extent as may be otherwise specifically provided by applicable law in the European Union, you may not reverse engineer, decompile, disassemble or otherwise attempt to discover the source code, underlying ideas, underlying user interface techniques or algorithms of the Software by any means whatsoever, directly or indirectly, or disclose any of the foregoing, except to the extent you may be expressly permitted to decompile under applicable law in the European Union, if it is essential to do so in order to achieve operability of the Software with another software program, and you have first requested Altova to provide the information necessary to achieve such operability and Altova has not made such information available. Altova has the right to impose reasonable conditions and to request a reasonable fee before providing such information. Any information supplied by Altova or obtained by you, as permitted hereunder, may only be used by you for the purpose described herein and may not be disclosed to any third party or used to create any software which is substantially similar to the expression of the Software. Requests for information from users in the European Union with respect to the above should be directed to the Altova Customer Support Department.

F. Other Restrictions.

You may not rent, lease, lend, redistribute, sublicense, or transfer all or a portion the Software, except to the limited extent set forth in Section 3 or as otherwise expressly provided. You may not permit any use of or access to the Software by any third party in connection with a commercial service offering, such as for a cloud-based or web-based SaaS offering.

You may not copy the Software except as expressly set forth above, and any copies that you are permitted to make pursuant to this Agreement must contain the same copyright, patent and other intellectual property markings that appear on or in the Software. You may not modify, adapt or translate the Software. You may not, directly or indirectly, encumber or suffer to exist any lien or security interest on the Software; knowingly take any action that would cause the Software to be placed in the public domain; or use the Software in any computer environment not specified in this Agreement.

You will comply with applicable law and Altova's instructions regarding the use of the Software. You agree to notify your employees and agents who may have access to the Software of the restrictions contained in this Agreement and to ensure their compliance with these restrictions.

G. NO GUARANTEE. THE SOFTWARE IS NEITHER GUARANTEED NOR WARRANTED TO BE ERROR-FREE NOR SHALL ANY LIABILITY BE ASSUMED BY ALTOVA IN THIS RESPECT. NOTWITHSTANDING ANY SUPPORT FOR ANY TECHNICAL STANDARD, THE SOFTWARE IS NOT INTENDED FOR USE IN OR IN CONNECTION WITH, WITHOUT LIMITATION, THE OPERATION OF NUCLEAR FACILITIES, AIRCRAFT NAVIGATION, COMMUNICATION SYSTEMS, AIR TRAFFIC CONTROL EQUIPMENT, MEDICAL DEVICES OR LIFE SUPPORT SYSTEMS, MEDICAL OR HEALTH CARE APPLICATIONS, OR OTHER APPLICATIONS WHERE THE FAILURE OF THE SOFTWARE OR ERRORS IN DATA PROCESSING COULD LEAD TO DEATH, PERSONAL INJURY OR SEVERE PHYSICAL OR ENVIRONMENTAL DAMAGE. YOU AGREE THAT YOU ARE SOLELY RESPONSIBLE FOR THE ACCURACY AND ADEQUACY OF THE SOFTWARE AND ANY DATA GENERATED OR PROCESSED BY THE SOFTWARE FOR YOUR INTENDED USE AND YOU WILL DEFEND, INDEMNIFY AND HOLD ALTOVA, ITS OFFICERS AND EMPLOYEES HARMLESS FROM ANY THIRD PARTY CLAIMS, DEMANDS, OR SUITS THAT ARE BASED UPON THE ACCURACY AND ADEQUACY OF THE SOFTWARE IN YOUR USE OR ANY DATA GENERATED BY THE SOFTWARE IN YOUR USE.

2. INTELLECTUAL PROPERTY RIGHTS

You acknowledge that the Software and any copies that you are authorized by Altova to make are the intellectual property of and are owned by Altova and its suppliers. The structure, organization and code of the Software are the valuable trade secrets and confidential information of Altova and its suppliers. The Software is protected by copyright, including without limitation by United States Copyright Law, international treaty provisions and applicable laws in the country in which it is being used. You acknowledge that Altova retains the ownership of all patents, copyrights, trade secrets, trademarks and other intellectual property rights pertaining to the Software, and that Altova's ownership rights extend to any images, photographs, animations, videos, audio, music, text and "applets" incorporated into the Software and all accompanying printed materials. You will take no actions which adversely affect Altova's intellectual property rights in the Software. Trademarks shall be used in accordance with accepted trademark practice, including identification of trademark owners' names. Trademarks may only be used to identify printed output produced by the Software, and such use of any trademark does not give you any right of ownership in that trademark. Altova®, XMLSpy®, Authentic®, StyleVision®, MapForce®, UModel®, DatabaseSpy®, DiffDog®, SchemaAgent®, SemanticWorks®, MissionKit®, Markup Your Mind®, Nanonull™, RaptorXML, RaptorXML Server, RaptorXML +XBRL Server, Powered By RaptorXML, FlowForce Server, StyleVision Server, and MapForce Server are trademarks of Altova GmbH. (pending or registered in numerous countries). Unicode and the Unicode Logo are trademarks of Unicode, Inc. Windows, Windows XP, Windows Vista, Windows 7, Windows 8, and Windows 10 are trademarks of Microsoft. W3C, CSS, DOM, MathML, RDF, XHTML, XML and XSL are trademarks (registered in numerous countries) of the World Wide Web Consortium (W3C); marks of the W3C are registered and held by its host institutions, MIT, INRIA and Keio. Except as expressly stated above, this Agreement does not grant you any intellectual property rights in the Software. Notifications of claimed copyright infringement should be sent to Altova's copyright agent as further provided on the Altova Web Site.

3. LIMITED TRANSFER RIGHTS

Notwithstanding the foregoing, you may transfer all your rights to use the Software to another person or legal entity provided that: (a) you also transfer this Agreement, the Software and all other software or hardware bundled or pre-installed with the Software, including all copies, updates and prior versions, and all copies of font software converted into other formats, to such person or entity; (b) you retain no copies, including backups and copies stored on a computer; (c) the receiving party secures a personalized key code from Altova; and (d) the receiving party accepts

the terms and conditions of this Agreement and any other terms and conditions upon which you legally purchased a license to the Software. Notwithstanding the foregoing, you may not transfer education, pre-release, or not-for-resale copies of the Software.

4. PRE-RELEASE AND EVALUATION PRODUCT ADDITIONAL TERMS

If the product you have received with this license is pre-commercial release or beta Software (“Pre-release Software”), then this Section applies. In addition, this section applies to all evaluation and/or demonstration copies of Altova software (“Evaluation Software”) and continues in effect until you purchase a license. To the extent that any provision in this section is in conflict with any other term or condition in this Agreement, this section shall supersede such other term(s) and condition(s) with respect to the Pre-release and/or Evaluation Software, but only to the extent necessary to resolve the conflict. You acknowledge that the Pre-release Software is a pre-release version, does not represent final product from Altova, and may contain bugs, errors and other problems that could cause system or other failures and data loss. **CONSEQUENTLY, THE PRE-RELEASE AND/OR EVALUATION SOFTWARE IS PROVIDED TO YOU “AS-IS” WITH NO WARRANTIES FOR USE OR PERFORMANCE, AND ALTOVA DISCLAIMS ANY WARRANTY OR LIABILITY OBLIGATIONS TO YOU OF ANY KIND, WHETHER EXPRESS OR IMPLIED. WHERE LEGALLY LIABILITY CANNOT BE EXCLUDED FOR PRE-RELEASE AND/OR EVALUATION SOFTWARE, BUT IT MAY BE LIMITED, ALTOVA’S LIABILITY AND THAT OF ITS SUPPLIERS SHALL BE LIMITED TO THE SUM OF FIFTY DOLLARS (USD \$50) IN TOTAL.** If the Evaluation Software has a time-out feature, then the software will cease operation after the conclusion of the designated evaluation period. Upon such expiration date, your license will expire unless otherwise extended. Your license to use any output created with the Evaluation Software that contains generated program code (including Unrestricted Source Code) such as Java, C++, C, VB.NET or XSLT and associated project files and build scripts as well as generated XML, XML Schemas, documentation, UML diagrams, and database structures terminates automatically upon the expiration of the designated evaluation period but the license to use such output is revived upon your purchase of a license for the Software that you evaluated and used to create such output. Access to any files created with the Evaluation Software is entirely at your risk. You acknowledge that Altova has not promised or guaranteed to you that Pre-release Software will be announced or made available to anyone in the future, that Altova has no express or implied obligation to you to announce or introduce the Pre-release Software, and that Altova may not introduce a product similar to or compatible with the Pre-release Software. Accordingly, you acknowledge that any research or development that you perform regarding the Pre-release Software or any product associated with the Pre-release Software is done entirely at your own risk. During the term of this Agreement, if requested by Altova, you will provide feedback to Altova regarding testing and use of the Pre-release Software, including error or bug reports. If you have been provided the Pre-release Software pursuant to a separate written agreement, your use of the Software is governed by such agreement. You may not sublicense, lease, loan, rent, distribute or otherwise transfer the Pre-release Software. Upon receipt of a later unreleased version of the Pre-release Software or release by Altova of a publicly released commercial version of the Software, whether as a stand-alone product or as part of a larger product, you agree to return or destroy all earlier Pre-release Software received from Altova and to abide by the terms of the license agreement for any such later versions of the Pre-release Software.

5. LIMITED WARRANTY AND LIMITATION OF LIABILITY

A. Limited Warranty and Customer Remedies. Altova warrants to the person or entity that first purchases a license for use of the Software pursuant to the terms of this Agreement that (i) the Software will perform substantially in accordance with any accompanying Documentation for a period of ninety (90) days from the date of receipt, and (ii) any support services provided by Altova shall be substantially as described in Section 6 of this Agreement. Some states and

jurisdictions do not allow limitations on duration of an implied warranty, so the above limitation may not apply to you. To the extent allowed by applicable law, implied warranties on the Software, if any, are limited to ninety (90) days. Altova's and its suppliers' entire liability and your exclusive remedy shall be, at Altova's option, either (i) return of the price paid, if any, or (ii) repair or replacement of the Software that does not meet Altova's Limited Warranty and which is returned to Altova with a copy of your receipt. This Limited Warranty is void if failure of the Software has resulted from accident, abuse, misapplication, abnormal use, Trojan horse, virus, or any other malicious external code. Any replacement Software will be warranted for the remainder of the original warranty period or thirty (30) days, whichever is longer. This limited warranty does not apply to Evaluation and/or Pre-release Software.

B. No Other Warranties and Disclaimer. THE FOREGOING LIMITED WARRANTY AND REMEDIES STATE THE SOLE AND EXCLUSIVE REMEDIES FOR ALTOVA OR ITS SUPPLIER'S BREACH OF WARRANTY. ALTOVA AND ITS SUPPLIERS DO NOT AND CANNOT WARRANT THE PERFORMANCE OR RESULTS YOU MAY OBTAIN BY USING THE SOFTWARE. EXCEPT FOR THE FOREGOING LIMITED WARRANTY, AND FOR ANY WARRANTY, CONDITION, REPRESENTATION OR TERM TO THE EXTENT WHICH THE SAME CANNOT OR MAY NOT BE EXCLUDED OR LIMITED BY LAW APPLICABLE TO YOU IN YOUR JURISDICTION, ALTOVA AND ITS SUPPLIERS MAKE NO WARRANTIES, CONDITIONS, REPRESENTATIONS OR TERMS, EXPRESS OR IMPLIED, WHETHER BY STATUTE, COMMON LAW, CUSTOM, USAGE OR OTHERWISE AS TO ANY OTHER MATTERS. TO THE MAXIMUM EXTENT PERMITTED BY APPLICABLE LAW, ALTOVA AND ITS SUPPLIERS DISCLAIM ALL OTHER WARRANTIES AND CONDITIONS, EITHER EXPRESS OR IMPLIED, INCLUDING, BUT NOT LIMITED TO, IMPLIED WARRANTIES OF MERCHANTABILITY, FITNESS FOR A PARTICULAR PURPOSE, SATISFACTORY QUALITY, INFORMATIONAL CONTENT OR ACCURACY, QUIET ENJOYMENT, TITLE AND NON-INFRINGEMENT, WITH REGARD TO THE SOFTWARE, AND THE PROVISION OF OR FAILURE TO PROVIDE SUPPORT SERVICES. THIS LIMITED WARRANTY GIVES YOU SPECIFIC LEGAL RIGHTS. YOU MAY HAVE OTHERS, WHICH VARY FROM STATE/JURISDICTION TO STATE/JURISDICTION.

C. Limitation of Liability. TO THE MAXIMUM EXTENT PERMITTED BY APPLICABLE LAW EVEN IF A REMEDY FAILS ITS ESSENTIAL PURPOSE, IN NO EVENT SHALL ALTOVA OR ITS SUPPLIERS BE LIABLE FOR ANY SPECIAL, INCIDENTAL, DIRECT, INDIRECT OR CONSEQUENTIAL DAMAGES WHATSOEVER (INCLUDING, WITHOUT LIMITATION, DAMAGES FOR LOSS OF BUSINESS PROFITS, BUSINESS INTERRUPTION, LOSS OF BUSINESS INFORMATION, OR ANY OTHER PECUNIARY LOSS) ARISING OUT OF THE USE OF OR INABILITY TO USE THE SOFTWARE OR THE PROVISION OF OR FAILURE TO PROVIDE SUPPORT SERVICES, EVEN IF ALTOVA HAS BEEN ADVISED OF THE POSSIBILITY OF SUCH DAMAGES. IN ANY CASE, ALTOVA'S ENTIRE LIABILITY UNDER ANY PROVISION OF THIS AGREEMENT SHALL BE LIMITED TO THE AMOUNT ACTUALLY PAID BY YOU FOR THE SOFTWARE PRODUCT. Because some states and jurisdictions do not allow the exclusion or limitation of liability, the above limitation may not apply to you. In such states and jurisdictions, Altova's liability shall be limited to the greatest extent permitted by law and the limitations or exclusions of warranties and liability contained herein do not prejudice applicable statutory consumer rights of person acquiring goods otherwise than in the course of business. The disclaimer and limited liability above are fundamental to this Agreement between Altova and you.

D. Infringement Claims. Altova will indemnify and hold you harmless and will defend or settle any claim, suit or proceeding brought against you by a third party that is based upon a claim that the content contained in the Software infringes a copyright or violates an intellectual or proprietary right protected by United States or European Union law ("Claim"), but only to the extent the Claim arises directly out of the use of the Software and subject to the limitations set forth in Section 5 of this Agreement except as otherwise expressly provided. You must notify

Altova in writing of any Claim within ten (10) business days after you first receive notice of the Claim, and you shall provide to Altova at no cost such assistance and cooperation as Altova may reasonably request from time to time in connection with the defense of the Claim. Altova shall have sole control over any Claim (including, without limitation, the selection of counsel and the right to settle on your behalf on any terms Altova deems desirable in the sole exercise of its discretion). You may, at your sole cost, retain separate counsel and participate in the defense or settlement negotiations. Altova shall pay actual damages, costs, and attorney fees awarded against you (or payable by you pursuant to a settlement agreement) in connection with a Claim to the extent such direct damages and costs are not reimbursed to you by insurance or a third party, to an aggregate maximum equal to the purchase price of the Software. If the Software or its use becomes the subject of a Claim or its use is enjoined, or if in the opinion of Altova's legal counsel the Software is likely to become the subject of a Claim, Altova shall attempt to resolve the Claim by using commercially reasonable efforts to modify the Software or obtain a license to continue using the Software. If in the opinion of Altova's legal counsel the Claim, the injunction or potential Claim cannot be resolved through reasonable modification or licensing, Altova, at its own election, may terminate this Agreement without penalty, and will refund to you on a pro rata basis any fees paid in advance by you to Altova. **THE FOREGOING CONSTITUTES ALTOVA'S SOLE AND EXCLUSIVE LIABILITY FOR INTELLECTUAL PROPERTY INFRINGEMENT.** This indemnity does not apply to situations where the alleged infringement, whether patent or otherwise, is the result of a combination of the Altova software and additional elements supplied by you.

6. SUPPORT AND MAINTENANCE

Altova offers "Support & Maintenance Package(s)" ("SMP") for the Software that you have licensed, which is included with the annual license. The Support Period shall coincide with the license term.

For an annual software license, you are eligible to receive the version of the Software edition that you have licensed and all maintenance releases and updates for that edition that are released during your Support Period. Maintenance releases, updates and upgrades may or may not include additional features.

Altova will provide Priority Technical Support to you for the duration of the Support Period. Priority Technical Support is provided via a Web-based support form only and Altova will make commercially reasonable efforts to respond via e-mail to all requests within forty-eight (48) hours during Altova's business hours (MO-FR, 8am UTC – 10pm UTC, Austrian and US holidays excluded) and to make reasonable efforts to provide work-arounds to errors reported in the Software.

During the Support Period you may also report any Software problem or error to Altova. If Altova determines that a reported reproducible material error in the Software exists and significantly impairs the usability and utility of the Software, Altova agrees to use reasonable commercial efforts to correct or provide a usable work-around solution in an upcoming maintenance release or update, which is made available at certain times at Altova's sole discretion.

If Altova, in its discretion, requests written verification of an error or malfunction discovered by you or requests supporting example files that exhibit the Software problem, you shall promptly provide such verification or files, by email, telecopy, or overnight mail, setting forth in reasonable detail the respects in which the Software fails to perform. You shall use reasonable efforts to cooperate in diagnosis or study of errors. Altova may include error corrections in maintenance releases, updates, or new major releases of the Software. Altova is not obligated to fix errors that are immaterial. Immaterial errors are those that do not significantly impact use of the Software as determined by Altova in its sole discretion. Technical support only covers issues or questions

resulting directly out of the operation of the Software and Altova will not provide you with generic consultation, assistance, or advice under any circumstances.

Updating Software may require the updating of software not covered by this Agreement before installation. Updates of the operating system and application software not specifically covered by this Agreement are your responsibility and will not be provided by Altova under this Agreement. Altova's obligations under this Section 6 are contingent upon your proper use of the Software and your compliance with the terms and conditions of this Agreement at all times. Altova shall be under no obligation to provide the above technical support if, in Altova's opinion, the Software has failed due to the following conditions: (i) damage caused by the relocation of the Software to another location or CPU; (ii) alterations, modifications or attempts to change the Software without Altova's written approval; (iii) causes external to the Software, such as natural disasters, the failure or fluctuation of electrical power, or computer equipment failure; (iv) your failure to maintain the Software at Altova's specified release level; or (v) use of the Software with other software without Altova's prior written approval. It will be your sole responsibility to: (i) comply with all Altova-specified operating and troubleshooting procedures and then notify Altova immediately of Software malfunction and provide Altova with complete information thereof; (ii) provide for the security of your confidential information; (iii) establish and maintain backup systems and procedures necessary to reconstruct lost or altered files, data or programs.

7. SOFTWARE ACTIVATION, UPDATES AND LICENSE METERING

A. Software Activation. The Software may use your internal network and Internet connection for the purpose of transmitting license-related data at the time of installation, registration, use, or update to an Altova-operated license server and validating the authenticity of the license-related data in order to protect Altova against unlicensed or illegal use of the Software and to improve customer service. Activation is based on the exchange of license related data between your computer and the Altova license server. You agree that Altova may use these measures and you agree to follow any applicable requirements. You further agree that use of license key codes that are not or were not generated by Altova and lawfully obtained from Altova, or an authorized reseller as part of an effort to activate or use the Software violates Altova's intellectual property rights as well as the terms of this Agreement. You agree that efforts to circumvent or disable Altova's copyright protection mechanisms violate Altova's intellectual property rights as well as the terms of this Agreement. Altova expressly reserves the rights to seek all available legal and equitable remedies to prevent such actions and to recover lost profits, damages and costs.

B. LiveUpdate. Altova provides a new LiveUpdate notification service to you, which is free of charge. Altova may use your internal network and Internet connection for the purpose of transmitting license-related data to an Altova-operated LiveUpdate server to validate your license at appropriate intervals and determine if there is any update available for you.

C. Use of Data. The terms and conditions of the Privacy Policy are set out in full at <http://www.altova.com/privacy> and are incorporated by reference into this Agreement. By your acceptance of the terms of this Agreement and/or use of the Software, you authorize the collection, use and disclosure of information collected by Altova for the purposes provided for in this Agreement and/or the Privacy Policy. Altova has the right in its sole discretion to amend this provision of the Agreement and/or Privacy Policy at any time. You are encouraged to review the terms of the Privacy Policy as posted on the Altova Web site from time to time.

D. Audit Rights. You agree that Altova may audit your use of the Software for compliance with the terms of this Agreement at any time, upon reasonable notice. In the event that such audit

reveals any use of the Software by you other than in full compliance with the terms of this Agreement, you shall reimburse Altova for all reasonable expenses related to such audit in addition to any other liabilities you may incur as a result of such non-compliance.

E. Notice to European Users. Please note that the information as described in paragraph 7 above may be transferred outside of the European Economic Area, for purposes of processing, analysis, and review, by Altova, Inc., a company located in Beverly, Massachusetts, U.S.A., or its subsidiaries or Altova's subsidiaries or divisions, or authorized partners, located worldwide. You are advised that the United States uses a sectoral model of privacy protection that relies on a mix of legislation, governmental regulation, and self-regulation. You are further advised that the Council of the European Union has found that this model does not provide "adequate" privacy protections as contemplated by Article 25 of the European Union's Data Directive. (Directive 95/46/EC, 1995 O.J. (L 281) 31). Article 26 of the European Union's Data Directive allows for transfer of personal data from the European Union to a third country if the individual has unambiguously given his consent to the transfer of personal information, regardless of the third country's level of protection. By agreeing to this Agreement, you consent to the transfer of all such information to the United States and the processing of that information as described in this Agreement and the Privacy Policy.

8. TERM AND TERMINATION

This Agreement may be terminated (a) by your giving Altova written notice of termination; (b) by Altova, at its option, giving you written notice of termination if you commit a breach of this Agreement and fail to cure such breach within ten (10) days after notice from Altova; or (c) at the request of an authorized Altova reseller in the event that you fail to make your license payment or other monies due and payable. In addition the Agreement governing your use of a previous version of the Software that you have upgraded or updated is terminated upon your acceptance of the terms and conditions of the Agreement accompanying such upgrade or update. Upon any termination of the Agreement, you must cease all use of the Software that this Agreement governs, destroy all copies then in your possession or control and take such other actions as Altova may reasonably request to ensure that no copies of the Software remain in your possession or control. The terms and conditions set forth in Sections 1G, 2, 5B, 5C, 5D, 7A, 7B, 7C, 7D, 7E, and 9-13 survive termination as applicable.

9. RESTRICTED RIGHTS NOTICE AND EXPORT RESTRICTIONS

The Software was developed entirely at private expense and is commercial computer software provided with **RESTRICTED RIGHTS**. Use, duplication or disclosure by the U.S. Government or a U.S. Government contractor or subcontractor is subject to the restrictions set forth in this Agreement and as provided in FAR 12.211 and 12.212 (48 C.F.R. §12.211 and 12.212) or DFARS 227. 7202 (48 C.F.R. §227-7202) as applicable. Consistent with the above as applicable, Commercial Computer Software and Commercial Computer Documentation licensed to U.S. government end users only as commercial items and only with those rights as are granted to all other end users under the terms and conditions set forth in this Agreement. Manufacturer is Altova GmbH, Rudolfspatz, 13a/9, A-1010 Vienna, Austria/EU. You may not use or otherwise export or re-export the Software or Documentation except as authorized by United States law and the laws of the jurisdiction in which the Software was obtained. In particular, but without limitation, the Software or Documentation may not be exported or re-exported (i) into (or to a national or resident of) any U.S. embargoed country or (ii) to anyone on the U.S. Treasury Department's list of Specially Designated Nationals or the U.S. Department of Commerce's Table of Denial Orders. By using the Software, you represent and warrant that you are not located in, under control of, or a national or resident of any such country or on any such list.

10. U.S. GOVERNMENT ENTITIES

Notwithstanding the foregoing, if you are an agency, instrumentality or department of the federal government of the United States, then this Agreement shall be governed in accordance with the laws of the United States of America, and in the absence of applicable federal law, the laws of the Commonwealth of Massachusetts will apply. Further, and notwithstanding anything to the contrary in this Agreement (including but not limited to Section 5 (Indemnification)), all claims, demands, complaints and disputes will be subject to the Contract Disputes Act (41 U.S.C. §§7101 *et seq.*), the Tucker Act (28 U.S.C. §1346(a) and §1491), or the Federal Tort Claims Act (28 U.S.C. §§1346(b), 2401-2402, 2671-2672, 2674-2680), FAR 1.601(a) and 43.102 (Contract Modifications); FAR 12.302(b), as applicable, or other applicable governing authority. For the avoidance of doubt, if you are an agency, instrumentality, or department of the federal, state or local government of the U.S. or a U.S. public and accredited educational institution, then your indemnification obligations are only applicable to the extent they would not cause you to violate any applicable law (e.g., the Anti-Deficiency Act), and you have any legally required authorization or authorizing statute.

11. THIRD PARTY SOFTWARE

The Software may contain third party software which requires notices and/or additional terms and conditions. Such required third party software notices and/or additional terms and conditions are located at our Website at http://www.altova.com/legal_3rdparty.html and are made a part of and incorporated by reference into this Agreement. By accepting this Agreement, you are also accepting the additional terms and conditions, if any, set forth therein.

12. TRANSLATIONS

Where Altova has provided you with a foreign translation of the English language version, you agree that the translation is provided for your convenience only and that the English language version will control. If there is any contradiction between the English language version and a translation, then the English language version shall take precedence.

13. GENERAL PROVISIONS

If you are located in the European Union and are using the Software in the European Union and not in the United States, then this Agreement will be governed by and construed in accordance with the laws of the Republic of Austria (excluding its conflict of laws principles and the U.N. Convention on Contracts for the International Sale of Goods) and you expressly agree that exclusive jurisdiction for any claim or dispute with Altova or relating in any way to your use of the Software resides in the Handelsgericht, Wien (Commercial Court, Vienna) and you further agree and expressly consent to the exercise of personal jurisdiction in the Handelsgericht, Wien (Commercial Court, Vienna) in connection with any such dispute or claim.

If you are located in the United States or are using the Software in the United States then this Agreement will be governed by and construed in accordance with the laws of the Commonwealth of Massachusetts, USA (excluding its conflict of laws principles and the U.N. Convention on Contracts for the International Sale of Goods) and you expressly agree that exclusive jurisdiction for any claim or dispute with Altova or relating in any way to your use of the Software resides in the federal or state courts of the Commonwealth of Massachusetts and you further agree and expressly consent to the exercise of personal jurisdiction in the federal or state courts of the Commonwealth of Massachusetts in connection with any such dispute or claim.

If you are located outside of the European Union or the United States and are not using the

Software in the United States, then this Agreement will be governed by and construed in accordance with the laws of the Republic of Austria (excluding its conflict of laws principles and the U.N. Convention on Contracts for the International Sale of Goods) and you expressly agree that exclusive jurisdiction for any claim or dispute with Altova or relating in any way to your use of the Software resides in the Handelsgericht, Wien (Commercial Court, Vienna) and you further agree and expressly consent to the exercise of personal jurisdiction in the Handelsgericht Wien (Commercial Court, Vienna) in connection with any such dispute or claim. This Agreement will not be governed by the conflict of law rules of any jurisdiction or the United Nations Convention on Contracts for the International Sale of Goods, the application of which is expressly excluded.

This Agreement contains the entire agreement and understanding of the parties with respect to the subject matter hereof, and supersedes all prior written and oral understandings of the parties with respect to the subject matter hereof. Any notice or other communication given under this Agreement shall be in writing and shall have been properly given by either of us to the other if sent by certified or registered mail, return receipt requested, or by overnight courier to the address shown on Altova's Web site for Altova and the address shown in Altova's records for you, or such other address as the parties may designate by notice given in the manner set forth above. This Agreement will bind and inure to the benefit of the parties and our respective heirs, personal and legal representatives, affiliates, successors and permitted assigns. The failure of either of us at any time to require performance of any provision hereof shall in no manner affect such party's right at a later time to enforce the same or any other term of this Agreement. This Agreement may be amended only by a document in writing signed by both of us. In the event of a breach or threatened breach of this Agreement by either party, the other shall have all applicable equitable as well as legal remedies. Each party is duly authorized and empowered to enter into and perform this Agreement. If, for any reason, any provision of this Agreement is held invalid or otherwise unenforceable, such invalidity or unenforceability shall not affect the remainder of this Agreement, and this Agreement shall continue in full force and effect to the fullest extent allowed by law. The parties knowingly and expressly consent to the foregoing terms and conditions.

Last updated: 2016-10-01

Index

6

64-bit Excel,
using the add-in on, 3

A

Accuracy,
as property in Document Actions pane, 12

Altova® European Banking Authority (EBA) XBRL add-in for Excel,
about, 1
command reference, 20
installation, 3
licensing, 3
limitations, 1
system requirements, 1
viewing the current version, 3

C

Copyright information, 21

D

Distribution,
of Altova's software products, 21, 22

E

EBA data,
exporting to XBRL instance, 16
importing from XBRL instance, 18
validating, 14
viewing cell formatting, 16

End User License Agreement, 21

Evaluation period,
of Altova's software products, 21, 22

Excel .xltx template,
opening, 4

Export,
data to XBRL, 16

I

Import,
XBRL instance into Excel, 18

Installation, 3

L

Legal information, 21
License,
information about, 21

R

Report data,
entering, 8
pasting, 8

S

System requirements, 1

V

Validation, 14

X

XBRL,
adding footnotes, 8